

start - 12.40
finish - 1.35

Handwritten notes at top right.

Inter Boys High Jump

F13 at 12:45 - HJ1

ES: 1.92 NS: 1.98 BP: 2.12

						ht	ht	ht	ht	ht	ht	ht	ht	best	posn	std	
1	21	Max Thomas	1.84	Devon		x0	xxx							x	1.84	=10	
2	63	Harry Whyley	1.79	Notts		x0	0	xx0	xxx					x	1.89	7	
3	15	Sam Brereton	1.84	Corn		0	-	0	0	0	0	xxx		x	2.04	1	NS
4	5	Harrison Thorne	1.84	Berks		0	0	0	0	0	xx0	xxx		x	2.01	2	NS
5	49	Jerome Henry	1.84	London		x0	xxx							x	1.84	=10	
6	77	Jack Ennis	1.89	Surrey			0	0	x0	0	xxx			x	1.98	3	NS
7	51	Owen Southern	1.79	Mersey		0	0	xxx						x	1.84	=8	
8	79	Harry Reineker Found	1.84	Sussex		x0	0	0	xx0	0	xxx			x	1.98	4	NS
9	9	Charlie Knott	1.79	Camb		0	0	xxx						x	1.84	=8	
10	7	Samuel Featherstone	1.79	Bucks		0	0	0	xx0	xxx				x	1.92	5	ES
11	11	Jacob Thompson	1.79	Chesh		x0	0	x0	xxx					x	1.89	6	
12																	
13																	
14																	
15																	
16																	
17																	
18																	
19																	
20																	
21																	
22																	
23																	
24																	
25																	

pos	name	county	height	std	pos	name	county	height	std
1					5				
2					6				
3					7				
4					8				


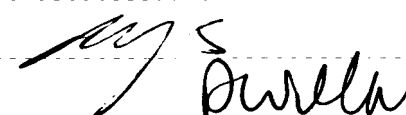
Judge 1 H. Walker
 Judge 2 F. Marwood
 Judge 3 [Signature]
 Referee [Signature]

Inter Boys Long Jump

F37 at 11:45 - LJ1

ES: 6.40 NS: 6.60 BP: 7.47

			1	2	3	best	pos	4	5	6	best	pos	wind	std
1	11	Morgan Frith	Chesh	X	6.25	6.30	6.30				6.30	11	0.00	
2	79	Adam Lindo	Sussex	6.58	6.31	6.63	6.63	3	X	6.78	6.90	6.90	3	0.00 NS
3	71	Callum Hay	SYork	6.49	6.42	6.21	6.49	5	6.28	6.04	X	6.49	8	0.00 ES
4	27	Theo Adesina	Essex	6.40	6.79	6.08	6.79	2	6.34	6.76	6.92	6.92	2	0.00 NS
5	19	Brendon Foster	Derby	X	6.34	6.43	6.43	7	6.46	6.30	6.49	6.49	7	0.00 ES
6	69	Jami Schlueter	Somer	6.59	6.78	6.80	6.80	1	X	7.03	5.77	7.03	1	0.00 NS
7	77	Miles Xavier	Surrey	6.31	6.56	6.61	6.61	4	6.38	X	6.46	6.61	5	0.00 NS
8	25	Sam Gorman	Durham	6.44	6.42	X	6.44	6	6.38	6.52	6.52	6.52	6	0.00 ES
9	51	Harvey Darroch	Mersey	6.15	6.42	6.37	6.42	8	6.44	6.69	X	6.69	4	0.00 NS
10	23	Logan Page	Dorset	6.18	X	6.42	6.42	9				6.42	9	0.00 ES
11	29	Mathew Millward-Brookes	Glouc	5.74	6.04	6.07	6.07					6.07	13	0.00
12	43	Harvey Noble	Lancs	X	6.07	5.32	6.07					6.07	14	0.00
13	53	Zack Darlington	Midd	5.85	5.90	6.00	6.00					6.00	15	0.00
14	89	Robert Thomas	Chls	6.19	6.33	4.59	6.33					6.33	10	0.00
15	49	Joshua Barrett-Mowatt	London	5.68	5.61	5.99	5.99					5.99	16	0.00
16	85	Jack Cherry	WYork	5.78	6.04	6.11	6.11					6.11	12	0.00
17														
18														
19														
20														
21														
22														
23														
24														
25														

pos	name	county	dist	std	pos	name	county	dist	std	Judge 1
1					5					
2					6					Judge 2
3					7					Judge 3
4					8					Referee 

Fin. 12.53

Inter Boys Long Jump

F37 at 11:45 - LJ1

ES: 6.40 NS: 6.60 BP: 7.47

			1	2	3	best	pos	4	5	6	best	pos	wind	std
1	11	Morgan Frith	Chesh	0.0	0.0	0.0								
2	79	Adam Lindo	Sussex	0.0	0.0	0.0		0.0	0.0	0.0				
3	71	Callum Hay	SYork	0.0	0.0	0.0		0.0	0.0	0.0				
4	27	Theo Adesina	Essex	0.0	0.0	0.0		0.0	0.0	0.0				
5	19	Brendon Foster	Derby	0.0	0.0	0.0		0.0	0.0	0.0				
6	69	Jami Schlueter	Somer	0.0	0.0	0.0		0.0	0.0	0.0				
7	77	Miles Xavier	Surrey	0.0	0.0	0.0		0.0	0.0	0.0				
8	25	Sam Gorman	Durham	0.0	0.0	0.0		0.0	0.0	0.0				
9	51	Harvey Darroch	Mersey	0.0	0.0	0.0		0.0	0.0	0.0				
10	23	Logan Page	Dorset	0.0	0.0	0.0								
11	29	Mathew Millward-Brookes	Glouc	0.0	0.0	0.0								
12	43	Harvey Noble	Lancs	0.0	0.0	0.6								
13	53	Zack Darlington	Midd	0.0	0.0	0.0								
14	89	Robert Thomas	Chls	0.0	0.0	0.0								
15	49	Joshua Barrett-Mowatt	London	0.0	0.0	0.0								
16	85	Jack Cherry	WYork	0.0	0.0	0.0								
17														
18														
19														
20														
21														
22														
23														
24														
25														

pos	name	county	dist	std	pos	name	county	dist	std
1					5				
2					6				
3					7				
4					8				

Sally Hig-

Judge 1
 Judge 2
 Judge 3
 Referee

START 15.28
16.32

Inter Boys Triple Jump

F24 at 15:30 - TJ2

ES: 13.20 NS: 13.70 BP: 15.91

				1	2	3	best	pos	4	5	6	best	pos	wind	std
1	59	Ethan Stephenson	Nland	12.46	12.77	X	12.77					12.77	12	0.00	
2	54	Kenan Stephens	Midd	13.13	13.26	12.67	13.26	7	12.79	12.79	—	13.26	8	0.00	ES
3	39	Archie Yeo	Humb	13.72	14.02	13.32	14.02	1	13.35	—	13.49	14.02	2	0.00	NS
4	37	Josh Woods	Herts	13.69	13.42	12.03	13.69	4	X	13.89	14.37	14.37	1	0.00	NS
5	65	Oyare Aneju	Oxford	X	13.59	13.77	13.77	2	X	13.54	13.64	13.77	5	0.00	NS
6	3	Renaldo Smith	Beds	13.47	13.47	13.55	13.55	5	X	13.65	13.93	13.93	3	0.00	NS
7	27	Seth Mokuolu	Essex	13.01	13.06	12.91	13.06	8	12.88	13.50	13.02	13.50	7	0.00	ES
8	9	Deshawn Lascelles	Camb	13.75	13.58	13.13	13.75	3	13.36	13.65	13.91	13.91	4	0.00	NS
9	43	Finlay Campbell	Lancs	12.50	12.18	X	12.50					12.50	13	0.00	
10	45	Nahbi Odeh	Leics	12.93	12.11	X	12.93					12.93	10	0.00	
11	49	Oluwasubomi Bello	London	12.41	12.41	X	12.41					12.41	14	0.00	
12	47	Sepiso Irotumhe	Lincs	11.87	11.42	11.65	11.87					11.87	15	0.00	
13	81	Jasper Kraamer	Warks	12.95	X	X	12.95					12.95	9	0.00	
14	79	Louis Goffin	Sussex	12.89	13.44	11.78	13.44	6	13.26	13.62	X	13.62	6	0.00	ES
15	53	Jeff Hagan	Midd	12.55	12.71	12.81	12.81					12.81	11	0.00	
16															
17															
18															
19															
20															
21															
22															
23															
24															
25															

pos	name	county	dist	std	pos	name	county	dist	std
1					5				
2					6				
3					7				
4					8				

Judge 1: *[Signature]*
 Judge 2: *[Signature]*
 Judge 3: *[Signature]*
 Referee: *[Signature]*

Jan 10 2018

Inter Boys Triple Jump

F24 at 15:30 - TJ2

ES: 13.20 NS: 13.70 BP: 15.91

				1	2	3	best	pos	4	5	6	best	pos	wind	std
1	59	Ethan Stephenson	Nland	0.0	0.0	0.0							12		
2	54	Kenan Stephens	Midd	0.0	0.0	0.0		7	0.0	0.0	-		12		
3	39	Archie Yeo	Humb	0.0	0.0	0.0		1	0.0	-	0.0		2		
4	37	Josh Woods	Herts	0.0	0.0	0.0		4	0.0	0.0	0.0		1		
5	65	Oyare Aneju	Oxford	0.0	0.0	0.0		2	0.0	0.0	0.0		5		
6	3	Renaldo Smith	Beds	0.0	0.0	0.0		5	0.0	0.0	0.0		3		
7	27	Seth Mokuoiu	Essex	0.0	0.0	0.0		8	0.0	0.0	0.0		7		
8	9	Deshawn Lascelles	Camb	0.0	0.0	0.0		3	1.32	0.0	0.0		4		
9	43	Finlay Campbell	Lancs	0.0	0.0	0.0							13		
10	45	Nahbi Odeh	Leics	0.0	0.0	0.0							10		
11	49	Oluwasubomi Bello	London	0.0	0.0	0.0							14		
12	47	Sepiso Irotumhe	Lincs	0.0	0.0	0.0							15		
13	81	Jasper Kraamer	Warks	0.0	0.0	0.0							9		
14	79	Louis Goffin	Sussex	0.0	0.0	0.0		6	0.0	0.0	0.0		6		
15	53	Jeff Hagan	Midd	0.0	0.0	0.0							11		
16															
17															
18															
19															
20															
21															
22															
23															
24															
25															

pos	name	county	dist	std	pos	name	county	dist	std	Judge 1
1					5					<i>J. Ren</i>
2					6					Judge 2
3					7					Judge 3
4					8					Referee

Start 9:45 Fin 10:45

Inter Boys Pole Vault


ES: 3.90 NS: 4.20 BP: 4.86

O/H ST 3.70 3.90 4.05 4.20 4.30 4.40

F1 at 9:45 - PV


			ht	ht	ht	ht	ht	ht	ht	ht	ht	ht	ht	ht	ht	ht	best	posn	std
1	38A Bryce Breen	Herts	3.70	70	X0	XXX											3.70	=5	
2	81 Cameron Williams-Stein	Warks	3.70	80	0	XXX											3.70	4	
3	37 Dylan Baines	Herts	3.90	75	XX0	XX0	XX0	XXX									4.20	3	NS
4	77 Owen Heard	Surrey	3.90	80	0	0	XX0	0	XXX								4.30	2	NS
5	63 Jacob Clark	Notts	4.20	75			0	0	XXX								4.30	1	NS
6	38 Jonathan Rugg	Herts	3.70	60	X0	XXX											3.70	=5	
7	11 Ewan Bradley	Chesh	3.70	70	XXX												NM		
8																			
9																			
10																			
11																			
12																			
13																			
14																			
15																			
16																			
17																			
18																			
19																			
20																			
21																			
22																			
23																			
24																			
25																			

pos	name	county	height	std	pos	name	county	height	std
1					5				
2					6				
3					7				
4					8				

Judge 1 

Judge 2

Judge 3

Referee 


Inter Boys Shot

F21 at 15:00 - SHOT

ES: 13.20 NS: 14.20 BP: 20.48

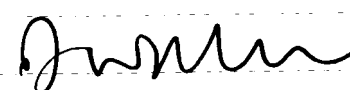
			1	2	3	best	pos	4	5	6	best	pos	wind	std
1	22	Ben Foster	Devon	11.74	11.64	12.57	12.57				12.57	15		
2	25	Luke Allen	Durham	12.10	X	12.43	12.43				12.43	16		
3	33	Joshua Wise	Hamp	14.42	14.88	15.27	15.27	3	15.57	15.58	15.78	15.78	3	N
4	81	Lewis Byng	Warks	15.93	16.70	16.87	16.87	1	17.26	17.08	17.89	17.89	1	N
5	59	Andrew Knight	Nland	16.13	16.65	16.69	16.69	2	16.28	16.87	16.78	16.87	2	N
6	21	Josh Tyler	Devon	X	X	14.21	14.21	6	14.50	14.14	14.52	14.52	45	N
7	37	David Koffi	Herts	12.09	13.02	13.55	13.55				13.55	9	E	
8	27	Nathan Bushnell	Essex	13.16	13.85	13.47	13.85	7	13.50	13.09	14.02	14.02	7	E
9	56	James Cunningham	Norf	13.05	12.82	12.27	13.05				13.05	12		
10	63	Christian Archer	Notts	13.11	X	X	13.11				13.11	11		
11	53	Matthew Collingridge	Midd	13.21	X	13.02	13.21				13.21	10	E	
12	49	Tiarnan Matthews	London	12.91	12.96	13.83	13.83	8	13.57	X	13.95	13.95	8	E
13	3	Kye Charlton Brown	Beds	13.49	14.41	X	14.41	5	14.87	X	X	14.87	4	N
14	57	Chris Dyrnishi	Nhants	14.52	14.10	X	14.52	4	X	13.47	X	14.52	6	N
15	55	Alfie Williams	Norf	11.11	11.12	-	11.12				11.12	17		
16	7	James Frith	Bucks	11.87	12.49	12.62	12.62				12.62	14		
17	87	Rory Howorth	Wilts	12.90	12.55	12.90	12.90				12.90	13		
18														
19														
20														
21														
22														
23														
24														
25														

pos	name	county	dist	std	pos	name	county	dist	std
1					5				
2					6				
3					7				
4					8				

Judge 1 

Judge 2 ~~_____~~

Judge 3 _____

Referee 

10:15 11:15

Inter Boys Discus

ES: 41.00 NS: 44.00 BP: 61.24

F34 at 10:15 - D2

					26	36						54	59	07							
					1	2	3	best	pos						4	5	6	best	pos	wind	std
1	75	Archie Cleverley	Suff		34.89	33.55	36.33	36.33	14								36.33	14			
2	40	Lukas Bradshaw	Humb		36.44	40.68	38.36	40.68	8	X	36.23	X	40.68	8							
3	39	Ben Copley	Humb		43.25	43.07	43.39	43.39	5	39.19	44.38	41.11	44.38	5						NS	
4	37	Dominic Buckland	Herts		40.07	38.79	36.97	40.07	9				40.07	9							
5	33	Joshua Douglas	Hamp		51.86	54.61	49.95	54.61	1	52.63	55.83	51.06	55.83	1						NS	
6	23	Adam Phillips	Dorset		X	40.84	37.57	40.84	6	X	42.23	43.25	43.25	6						ES	
7	85	Aran Thomas	WYork		50.63	43.72	X	50.63	2	41.68	46.34	45.91	50.63	2						NS	
8	59	James Wordsworth	Nland		42.60	X	44.10	44.10	4	42.99	44.96	X	44.96	4						NS	
9	17	Joe Lancaster	Cumb		44.20	44.84	46.09	46.09	3	40.00	X	X	46.09	3						NS	
10	79	Leo Walker	Sussex		X	33.08	37.65	37.65	11				37.65	11							
11	9	Benjamin Shackleton	Camb		23.82	36.30	34.59	36.30	15				36.30	15							
12	21	Craig Moncur	Devon		35.11	36.97	37.44	37.44	13				37.44	13							
13	18	Harry Miles	Cumb		36.69	36.14	37.98	37.98	10				37.98	10							
14	34	Oliver Thatcher	Hamp		39.74	40.74	X	40.74	7	X	X	40.58	40.74	7							
15	43	Ciaran Medd	Lancs		34.85	37.50	33.08	37.50	12				37.50	12							
16																					
17																					
18																					
19																					
20																					
21																					
22																					
23																					
24																					
25																					

pos	name	county	dist	std	pos	name	county	dist	std
1				5					
2				6					
3				7					
4				8					

Judge 1 *Sturphy*
 Judge 2 *[Signature]*
 Judge 3 *[Signature]*
 Referee *[Signature]*

39.949
39.947

start: 9.55 finish: 10.45

F30 at 10:00 - J2

Inter Boys Javelin

ES: 52.00 NS: 54.00 BP: 77.12

			1	2	3	best	pos	4	5	6	best	pos	wind	std
1	82	Fenton Bishop-Timings	Warks	49.33	52.19	48.33	52.19	9			52.19	9		ES
2	67	Adam Lloyd	Shrop	51.85	X	47.65	51.85	10			51.85	10		
3	28	Jess Walker	Essex	X	56.04	X	56.04	5	X	X	59.95	56.04	5	NS
4	87	Thomas Holmes	Wilts	X	57.29	55.63	57.29	3	52.41	54.07	X	57.29	3	NS
5	27	Max Law	Essex	69.77	69.54	67.30	67.77	1	69.97	68.86	70.84	70.84	1	NS
6	41	Pedro Gleadall	Kent	52.16	51.56	56.79	56.79	4	57.22	X	55.74	57.22	4	NS
7	28A	Lulian Pipirgeanu	Essex	X	51.33	51.11	51.33	11				51.33	11	
8	69	Tom Dollery	Somer	50.96	59.76	X	59.76	2	X	51.25	X	59.76	2	NS
9	61	Luke Robinson	NYork	50.16	53.59	46.11	53.59	7	50.64	52.20	X	53.59	7	ES
10	75	Thomas Mitson	Suff	50.59	X	X	50.59	13				50.59	13	
11	22	Tom Putt	Devon	45.84	48.41	50.30	50.30	14				50.30	14	
12	21	Josh Miller	Devon	X	X	45.10	45.10	16				45.10	16	
13	81	Drew Sinnott	Warks	37.59	43.96	X	43.96	17				43.96	17	
14	33	Kameron Duxbury	Hamp	50.77	X	52.41	52.41	8	49.42	X	52.25	52.41	8	ES
15	34	Bradley Jenvey	Hamp	50.76	47.11	46.98	50.76	12				50.76	12	
16	57	Kody Johnson	Nhants	49.05	49.35	48.23	49.35	15				49.35	15	
17	31	Harry Ditchfield	Manch	48.67	54.02	X	54.02	6	49.42	51.40	52.73	54.02	6	NS
18														
19														
20														
21														
22														
23														
24														
25														

pos	name	county	dist	std	pos	name	county	dist	std	Judge 1
1					5					H. Walker
2					6					
3					7					
4					8					

16-00 START CM 39-77 J.
17-10 FIN CM 39-77 J.




Inter Boys Hammer

F26 at 16:00 - H1

ES: 50.00 NS: 56.00 BP: 73.58

			1	2	3	best	pos	4	5	6	best	pos	wind	std	
1	1	Toby Conibear	Avon	48-19	54-72	54-84	54-84	8	X	53-94	57-22	57-22	7		N
2	43	Alex Bernstein	Lancs	53-99	X	52-40	53-99	10	—	—	—	53-99	10		N
3	67	Jack Lambert	Shrop	60-76	X	59-98	60-76	4	60-53	54-40	X	60-76	4		N
4	44	Sam Gaskell	Lancs	66-21	X	68-11	68-11	1	68-47	68-75	67-44	68-75	1		N
5	27	Kenneth Ikeji	Essex	62-08	X	X	62-08	3	65-22	68-31	63-25	68-31	2		N
6	39	Shaun Kerry	Humb	66-87	68-05	67-79	68-05	2	67-04	X	X	68-05	3		N
7	79	Sam Illsley	Sussex	X	X	56-08	56-08	7	X	X	X	56-08	8		N
8	57	James Ericsson-Nicholls	Nhants	X	X	X	—	—	—	—	—	—	—		N
9	5	James Gardner	Berks	X	X	46-15	46-15	13	—	—	—	46-15	13		N
10	3	Thomas Litchfield	Beds	56-87	54-27	50-38	56-87	6	57-79	X	56-62	57-79	6		N
11	63	Jacob Careless	Notts	X	48-23	49-58	49-58	12	—	—	—	49-58	12		N
12	21	Edward Fileman	Devon	54-29	50-47	X	54-29	9	—	—	—	54-29	9		N
13	73	Jack Turner	Staff	58-37	58-40	57-43	58-40	5	59-14	X	X	59-14	5		N
14	28	Tom Milton	Essex	50-10	52-54	X	52-54	10	—	—	—	52-54	10		N
15															
16															
17															
18															
19															
20															
21															
22															
23															
24															
25															

pos	name	county	dist	std	pos	name	county	dist	std
1					5				
2					6				
3					7				
4					8				

Judge 1 
 Judge 2 
 Judge 3 
 Referee 