


F43 at 14:30 - HJ1


Junior Girls High Jump

ES: 1.59 NS: 1.65 BP: 1.77


			ht	ht	ht	ht	ht	ht	ht	ht	ht	ht	ht	ht	ht	ht	best	posn	std
			1.46	1.51	1.56	1.59	1.62	1.65	1.68	1.71									
1	83	Erin Troop	1.46	WMid	0	0	xxx										1.51	14=	
2	25	Florence Archer	1.46	Durham	x0	xx											1.46	19=	
3	41	Kacey Walters	1.46	Kent	0	x0	xxR										1.51	16=	
4	3	Gracie Wall	1.46	Beds	0	0	0	x0	x0	y0	xx0	y0					1.68	1	NS
5	43	Halle Ferguson	1.51	Lancs	*	0	0	0	xxx								1.62	3	ES
6	69	Lucy Fellows	1.56	Somer		0	0	y0	0	xxx							1.65	2	NS
7	49	Gabriella Theburn	1.51	London		0	0	0	xyy								1.59	5	ES
8	33	Iona Irvine	1.46	Hamp	0	0	xxx										1.51	14=	
9	9	Maddie Greenwood	1.51	Camb		x0	0	xxx									1.56	10=	
10	34	Erin Pinchbeck	1.46	Hamp	0	x0	xxx										1.51	16=	
11	75	Zion Ateba	1.46	Suff	0	xx0	yx0	xxx									1.56	13	
12	37	Rebecca Wheeler-Henry	1.46	Herts	0	0	x0	xx0	xxx								1.59	7	ES
13	91	Ella Crowe	1.46	ION	0	0	xx0	xxx									1.56	12	
14	50	Sasha Howard	1.51	London		x0	0	xxx									1.56	10=	
15	71	Callie Coates	1.56	SYork			x0	0	0	yyy							1.62	4	ES
16	21	Ella Icaras	1.46	Devon	xx0	0	0	xxx									1.59	6	ES
17	61	Frances Hogg	1.46	NYork	x0	xx											1.46	19=	
18	73	Olivia Riley	1.46	Staff	0	0	0	yyy									1.56	8=	
19	62	Aurora Brown	1.46	NYork	xy0	xxx											1.46	21	
20	72	Polly Woodhouse	1.46	SYork	0	0	0	xxx									1.56	8=	
21	85	Ella Fedzin	1.46	WYork	0	x0	xxx										1.51	16=	
22																			
23																			
24																			
25																			

pos	name	county	height	std	pos	name	county	height	std
1					5				
2					6				
3					7				
4					8				

Judge 1 

Judge 2 

Judge 3

Referee 

12:42 - 14:01

Brian Hadley

F12 at 12:45 - LJ1

Junior Girls Long Jump

ES: 5.15 NS: 5.25 BP: 6.22

			1	2	3	best	pos	4	5	6	best	pos	wind	std	
1	23	Lauren Hill	Dorset	5.18	5.20	4.73	5.20	6	5.01	X	5.13	5.20	8	0.5	E
2	79	Hope Yelling	Sussex	4.89	4.96	4.99	4.99	16				4.99	16	0.5	
3	31	Julia Winogrodzka	Manch	X	5.11	5.19	5.19	1				5.19	9	0.5	E
4	57	Florence Matthews	Nhants	5.12	5.12	X	5.12	11				5.12	11	4.3	
5	69	Seren Rodgers	Somer	5.32	5.41	X	5.41	1	5.30	X	X	5.41	1	-0.1	N
6	33	Amy Wall	Hamp	5.23	5.14	5.18	5.23	5	5.09	X	5.13	5.23	6	0.0	E
7	87	Amelia Watling	Wilts	4.83	4.96	5.05	5.05	14				5.05	14	-0.5	
8	77	Katy Beadle	Surrey	X	5.34	5.26	5.34	2	5.15	X	X	5.34	2	1.0	N
9	24	Leah Sullivan	Dorset	X	4.33	X	4.33					4.33	24	1.0	
10	61	Eve Hastie	NYork	4.65	4.83	4.76	4.83	19				4.83	20	0.9	
11	37	Sophia Bridle	Herts	5.07	5.08	5.07	5.08	12				5.08	12	1.1	
12	88	Delleah Belgrave	Wilts	X	4.83	X	4.83	20				4.83	20	2.0	
13	78	Jemima Harcourt	Surrey	4.68	4.99	4.89	4.99					4.99	17	2.3	
14	29	Lorna Willmott	Glouc	4.88	5.14	4.97	5.14	10				5.14	10	1.7	
15	2	Eleni Francis	Avon	4.38	4.46	X	4.46					4.46	23	0.4	
16	67	Laura Hulme	Shrop	5.08	4.94	5.00	5.08	13				5.08	13	1.2	
17	58	Shanice Ighalo	Nhants	5.23	X	4.85	5.23	6	5.19	3.08	5.22	5.23	5	-0.7	E
18	1	Alice Wilson	Avon	5.21	5.13	5.14	5.21	7	5.08	4.88	4.84	5.21	7	0.2	E
19	65	Olivia Barton	Oxford	4.90	4.92	4.77	4.92	16				4.92	18	0.1	
20	19	Tilly Mycroft	Derby	X	5.33	X	5.33	3	4.70	5.11	X	5.33	3	0.1	N
21	11	Stephanie Jones	Chesh	4.75	4.02	r	4.75	21				4.75	22	0.5	
22	88A	Amy Warre	Wilts	5.16	5.18	5.24	5.24	4	5.23	5.30	5.30	5.31	4	-0.1	V
23	41	Libby Turbutt	Kent	4.94	4.84	X	4.94	17				4.94	18	2.5	
24	34	Amelia Gray	Hamp	4.69	5.04	5.04	5.04	13				5.04	15	0.2	
25														1.0	

pos	name	county	dist	std	pos	name	county	dist	std
1					5				
2					6				
3					7				
4					8				

[Signature]

Judge 2

Judge 3

Referee

M. Nehar

F12 at 12:45 - LJ1

Junior Girls Long Jump

ES: 5.15 NS: 5.25 BP: 6.22

			1	2	3	best	pos	4	5	6	best	pos	wind	std
1	23	Lauren Hill	Dorset	+0.9	+0.3	-0.1		+2.1	+2.5	+2.1				
2	79	Hope Yelling	Sussex	+2.2	+1.9	+0.5								
3	31	Julia Winogrodzka	Manch	+0.7	+3.1	+0.8								
4	57	Florence Matthews	Nhants	+0.5	+4.3	+1.2								
5	69	Seren Rodgers	Somer	+0.6	-0.1	+2.3		-0.4	+0.1	+2.4				
6	33	Amy Wall	Hamp	+0.6	+1.1	+0.5		+0.2	+1.1	+1.3				
7	87	Amelia Watling	Wilts	0.0	+1.5	-0.5								
8	77	Katy Beadle	Surrey	+1.9	+1.0	+0.4		+0.4	+1.6	+1.0				
9	24	Leah Sullivan	Dorset	+1.1	+1.0	+1.3								
10	61	Eve Hastie	NYork	+0.1	+0.9	+0.3								
11	37	Sophia Bridle	Herts	+2.6	+1.1	+0.8								
12	98	Delleah Belgrave	Wilts	+2.5	+2.0	+0.3								
13	78	Jemima Harcourt	Surrey	+2.4	+2.3	+0.4								
14	29	Lorna Willmott	Glouc	+1.0	+1.7	+0.7								
15	2	Eieni Francis	Avon	+1.8	+0.9	-0.6								
16	67	Laura Hulme	Shrop	+1.2	+0.5	+1.3								
17	58	Snanice Ighalo	Nhants	-0.7	+1.6	+0.2		+0.6	+0.1	+0.4				
18	1	Alice Wilson	Avon	+0.2	+1.7	+2.3		+0.8	+1.6	+0.5				
19	65	Olivia Barton	Oxford	+0.7	+0.1	-1.2								
20	19	Tilly Mycroft	Derby	+2.6	+0.1	0.0		+1.2	+1.5	+1.0				
21	11	Stephanie Jones	Chesh	+0.8	+1.2	r		r	r	r				
22	88A	Amy Warre	Wilts	+0.2	+1.3	+2.2		+0.5	-0.1	+1.2				
23	41	Libby Turbutt	Kent	+2.5	+2.1	+0.8								
24	34	Amelia Gray	Hamp	+1.1	+0.2	+1.0								
25														

pos	name	county	dist	std	pos	name	county	dist	std	Judge 1
1					5					Judge 2
2					6					Judge 3
3					7					Referee
4					8					

[Handwritten signature]

[Handwritten signature]

start -10.05 finish -12.05

Hannah Walker

Junior Girls Pole Vault

F29 at 10:00 - PV1

ES: 2.70 NS: 3.00 BP: 3.55

				ht	ht	ht	ht	ht	ht	ht	ht	ht	ht	ht	ht	ht	ht	ht	best	posn	std
1	85	Amy Hunt	2.85	WYork			x	o	o	x	o	x	x	x					3.10	5	N
2	86	Erin Hunt	2.50	WYork	o	x	o	x	x	x									2.70	=11	E
3	80	Amelia Hatchard	2.85	Sussex			o	o	x	o	o	o	r						3.30	2	N
4	15	Bo Rason	2.70	Corn			o	x	o	o	x	o	x	x	x				3.20	3	N
5	79	Emilie Oakden	3.00	Sussex			x	o	p	o	o	x	x	o	o	x	o	x	3.62	1	N
6	33	Natalia Ivanov	3.00	Hamp				o	x	x	x								3.00	6	N
7	80A	Maddy Bullen	2.50	Sussex	o	o	x	x	o	x	x	x	x	x					3.00	8	N
8	73	Ruby Coldwell	2.50	Staff	x	o	x	o	x	o	x	x	x						2.85	9	E
9	19	Hannah Moody	2.50	Derby	o	x	x	o	x	x	x								2.70	13	E
10	6	Victoria Kelly	2.50	Berks	x	x	x												NHM		
11	82	Milly Woodman-Booth	2.50	Warks	o	x	o	x	x	x									2.70	=11	E
12	81	Charley O'Neill	2.50	Warks	o	o	o	o	o	o	x	x	x						3.10	4	N
13	9	Aimie Taylor	2.50	Camb	o	o	x	x	x										2.70	10	E
14	5	Ruby Harris	2.50	Berks	o	o	o	x	x	o	x	x	x						2.00	7	N
15	53	Natali Aleksandrowicz	2.50	Midl	x	o	x	x	o	x	x	x							2.70	14	E
16																					
17																					
18																					
19																					
20																					
21																					
22																					
23																					
24																					
25																					

BP

pos	name	county	height	std	pos	name	county	height	std
1					5				
2					6				
3					7				
4					8				

Judge 1: H. Walker
 Judge 2: [Signature]
 Judge 3: [Signature]
 Referee: [Signature]

Jim Pearson

F3 at 10:00 - S1 11-12

Junior Girls Shot

ES: 10.60 NS: 11.20 BP: 13.92

			1	2	3	best	pos	4	5	6	best	pos	wind	std
1	65	Lily Martin	Oxford	9.74	10.11	X	10.11					16		
2	63	Mae Smith	Notts	9.59	10.32	9.89	10.32					12		
3	41	Cleo Agyepong	Kent	11.93	13.19	11.77	13.19	*	11.32	11.92	11.95	13.19	1	N
4	77	Michelle Okorie	Surrey	10.40	10.34	10.59	10.59					10		
5	33	Gabriella Jones	Hamp	11.35	10.78	11.67	11.67	*	11.87	11.66	11.40	11.87	4	N
6	57	Lily Carlaw	Nhants	12.25	12.01	12.93	12.93	*	11.20	13.11	12.62	13.11	2	N
7	71	Erin Lobley	SYork	13.08	11.96	12.22	13.08	*	12.82	12.78	12.64	13.08	3	N
8	72	Daphney Adebayo	SYork	11.64	11.45	11.59	11.64	*	11.41	11.19	11.42	11.64	5	N
9	27	Maegan Hopkins	Essex	10.40	10.52	8.72	10.52						11	
10	37	Alex Paraskeva	Herts	9.92	X	10.90	10.90	*	10.55	9.91	9.81	10.90	7	N
11	81	Imogen George	Warks	10.77	X	9.96	10.77						9	N
12	69	Maya Kendell	Somer	9.60	9.90	10.24	10.24						13	
13	23	Lily Amor	Dorset	10.13	X	10.04	10.13						15	
14	49	Hannah Bridge	London										DNB	
15	1	Maisie Johns	Avon	9.34	9.44	9.92	9.92						12	
16	5	Mia Greenidge-Knell	Berks	10.63	11.10	11.48	11.48	*	10.26	11.01	11.11	11.48	6	N
17	51	Amber Hughes	Mersey	9.24	9.64	8.98	9.64						22	
18	19	Patricija NemanYTE	Derby	9.74	9.30	10.01	10.01						17	
19	25	Lexie Ellis	Durham	8.47	9.11	9.23	9.23						24	
20	59	Talia Thompson	Nland	9.67	9.37	9.67	9.67						21	
21	55	Lucy Oakley	Norf	9.21	9.70	9.39	9.70						20	
22	3	Sophie Steele	Beds	10.21	10.23	10.82	10.82	*	10.29	10.35	10.31	10.82	8	F
23	39	Carmen Brooks	Humb	9.73	8.70	10.20	10.20						14	
24	31	Annabel Amadin	Manch	8.66	9.30	9.49	9.49						23	
25	32	Crystal Pidowe	Manch	9.81	9.61	9.52	9.81						19	

pos	name	county	dist	std	pos	name	county	dist	std
1					5				
2					6				
3					7				
4					8				

Judge 1: *Jim Pearson*
 Judge 2: *[Signature]*
 Judge 3: *[Signature]*
 Referee: *[Signature]*

F49 at 16:00 - D1

Junior Girls Discus

ES: 27.00 NS: 30.00 BP: 39.89

			1	2	3	best	pos	4	5	6	best	pos	wind	std	
1	51	Isla Shillington	Mersey	24.58	X	26.79	26.79	6	X	28.47	27.96	26.75	28.47	6	FS
2	75	Charlotte Graham	Suff	22.62	25.78	X	25.78	10				25.78	10		
3	6	Claudia Kerry-Roger	Berks	26.77	26.62	X	26.77	7	X	28.38	28.34	28.29	28.38	7	FS
4	85	Niamh Woodhouse	WYork	25.14	X	27.20	27.20	5	X	X	27.75	X	27.75	8	FS
5	71	Ella Kynoch	SYork	26.37	28.98	X	28.98	4	X	27.23	26.69	29.57	29.57	3	FS
6	33	Olivia Austin	Hamp	29.01	X	31.26	31.26	1	X	X	32.02	32.43	32.43	1	NS
7	43	Nicole Saunders	Lancs	28.19	X	29.25	29.25	3	X	28.94	29.56	28.82	29.56	4	FS
8	3	Hannah Brunning	Beds	X	X	26.71	26.71	8	X	X	28.53	X	28.53	5	FS
9	49	Eve Hepworth	London	26.68	X	X	26.68	9					26.68	9	
10	76	Mia Edwards	Suff	X	X	23.95	23.95	12					23.95	12	
11	5	Isla Page	Berks	22.97	X	24.95	24.95	11					24.95	11	
12	41	Caitlin Ebbage	Kent	X	31.05	27.88	31.05	2	X	30.06	30.91	X	31.05	2	NS
13															
14															
15															
16															
17															
18															
19															
20															
21															
22															
23															
24															
25															

pos	name	county	dist	std	pos	name	county	dist	std
1					5				
2					6				
3					7				
4					8				

Judge 1 *I F Duggan*
 Judge 2 *[Signature]*
 Judge 3 *[Signature]*
 Referee *[Signature]*

New Balance ESAA Track & Field Championships 2019

57.252 START 16.00
 57.250 FINISH 16.53

START :- 11:14

FINISH :- 12 08

F36 at 11:15 - J2

Junior Girls Javelin

ES: 34.00 NS: 36.00 BP: 43.30

			1	2	3	best	pos	4	5	6	best	pos	wind	std	
1	76	Sasha Wilson	Suff	30.20	X	X	30.20	14				30.20	14		
2	5	April Palmer	Berks	26.70	X	32.38	32.38	12				32.38	12		
3	29	Hannah Lewington	Glouc	X	38.00	39.98	39.98	1	36.39	32.99	X	39.98	2		Z
4	41	Lucinda White	Kent	34.81	33.15	X	34.81	7	35.70	35.72	33.34	35.72	7		Z
5	61	Jess Thompson	NYork	35.01	35.39	37.12	37.12	6	41.57	40.05	38.82	41.57	1		Z
6	33	Megan Hulbert	Hamp	31.95	34.79	32.03	34.79	8	33.59	33.67	31.10	34.79	8		Z
7	34	Olivia Busher	Hamp	37.69	36.20	37.75	37.75	4	34.57	35.10	36.68	37.75	5		Z
8	45	Eleanor Orme-Herbert	Leics	29.31	X	X	29.31	16				29.31	16		
9	30	Mimi Davis	Glouc	26.79	30.03	27.97	30.03	15				30.03	15		
10	34A	Jasmine Larsen	Hamp	36.46	35.15	38.60	38.60	2	34.71	33.64	35.70	38.60	4		Z
11	42	Jessie Sargeant	Kent	32.40	33.01	34.01	34.01	9				34.01	9		Z
12	9	Sadie Werrett	Camb	28.72	26.64	31.80	31.80	13				31.80	13		
13	83	Poppy Koumbilis	WMid	29.58	32.42	31.55	32.42	11				32.42	11		
14	65	Lily Peach	Oxford	33.40	29.86	29.14	33.40	10				33.40	10		
15	79	Rachael Wall	Sussex	38.10	38.16	36.46	38.16	3	X	34.73	38.60	38.60	3		Z
16	75	Olivia Hyndman	Suff	31.64	36.30	37.63	37.63	5	X	36.35	30.96	37.63	6		Z
17	21	Marla Martin	Devon	28.87	27.77	27.02	28.87	17				28.87	17		
18															
19															
20															
21															
22															
23															
24															
25															

pos	name	county	dist	std	pos	name	county	dist	std
1					5				
2					6				
3					7				
4					8				

Judge 1 *K. Jones*
 Judge 2 *R. Wall*
 Judge 3 *Paula*
 Referee *M. Norton*

CARD 1 ATEM.
 START: 1455
 FINISH: 1615

F46 at 14:30 - H2

Junior Girls Hammer

ES: 36.00 NS: 44.00 BP: 58.01

				1	2	3	best	pos	4	5	6	best	pos	wind	std	
L	1	11	Scarlett Moss-Turner	Chesh	37.12	28.92 39.78	39.78	8	X	35.64	X	39.78	8		E	
	2	5	Samaia Dhir	Berks	34.00	30.86 31.38	34.00	17				34.00	17			
	3	13	Grace McDonald	Cleve	44.60	X	X	44.60	3	43.36	47.35	X	47.35	3		Z
	4	41	Lily Murray	Kent	50.19	45.44	52.93	52.93	1	X	X	48.61	52.93	1		Z
	5	57	Katie Gibson	Nhants	X	45.19	45.39	45.39	2	44.61	45.48	41.46	45.48	4		Z
	6	42	Gypsy Nash	Kent	43.98	X	X	43.98	4	47.89	50.32	46.79	50.32	2		BN
	7	77	Amy-Lee VanDer Westhuizen	Surrey	42.48	X	42.03	42.48	5	X	X	36.21	42.48	5		E
L	8	27	Olivia Simon	Essex	36.30	35.36	X	36.30	12				36.30	12		E
	9	49	Aisha Mohammed-Mariche	London	28.37	27.24	X	28.37	21				28.37	21		
	10	73	Amelia Hancock	Staff	X	31.23	28.84	31.23	20/19				31.23	20		
	11	42A	Pheobe Broadhead	Kent	36.10	37.72	34.93	37.72	11				37.72	11		E
	12	39	Katie Love	Humb	32.20	35.80	X	35.80	14				35.80	14		
	13	83	Jessica Preston	WMid	X	35.97	32.04	35.97	13				35.97	13		
	14	31	Jasmine Richardson	Manch	36.40	37.18	37.76	37.76	10				37.76	10		E
	15	43	Emma Harrison	Lancs	33.80	X	35.68	35.68	15				35.68	15		
	16	35	Charlotte Colbert	H&Wor	37.13	40.63	38.62	40.63	7	X	X	41.65	41.65	6		E
	17	33	Gracie Jenvey	Hamp	X	X	34.03	34.03	16				34.03	16		
	18	1	Kacey Banks	Avon	31.61	X	X	31.61	19/20				31.61	19		
	19	29	Chrissy Campion	Glouc	40.03	40.81	X	40.81	6	41.11	36.88	41.48	41.48	7		E
	20	87	Jolie Littlejohns	Wilts	X	37.93	37.18	37.93	9				37.93	9		E
	21	74	Rachel Burke	Staff	32.71	28.03	X	32.71	18				32.71	18		
	22															
	23															
	24															
	25															

pos	name	county	dist	std	pos	name	county	dist	std
1				5					
2				6					
3				7					
4				8					

Judge 1 *Paul Day*
 Judge 2 *Cliff*
 Judge 3 *[Signature]*
 Referee *[Signature]*