

Junior Boys Discus

ES: 34.00 NS: 38.00 BP: 54.54

pos	name	county	dist	std	pos	best	pos	best	4	5	6	best	pos	wind	std
1	50 Onur Aksinoglu	London	34.01	32.41	35.26	38.26	4	38.26	N.T	30.45	N.T	38.26	5		N
2	37 Reuben Omolu	Herts	N.T	33.44	37.77	37.77	8	37.77	32.72	N.T	39.37	39.37	3		N
3	15 Patrick Swan	Corn	43.64	39.58	45.30	45.30	2	45.30	44.63	41.48	45.05	45.30	2		N
4	16 Dan Head	Corn	N.T	35.87	35.70	35.84	3	35.84	N.T	39.00	38.21	39.00	4		N
5	85 George Armstrong	WYork	N.T	46.64	42.92	46.64	1	46.64	49.98	44.14	43.94	49.98	1		N
6	35 Jonathan Jones	H&Wor	29.82	N.T	36.89	36.89	9	36.89	35			36.89	9		E
7	53 Kc Bassey	Midd	29.45	N.T	36.40	36.40	10	36.40	35.88	32.72	37.35	36.40	10		E
8	33 Eddie Jenkinson	Hamp	37.37	35.06	37.98	38.06	6	38.06	28.84	32.62	N.T	38.06	7		N
9	49 Denzel Bortey-Agyei	London	30.58	N.T	36.35	36.35	11	36.35				36.35	11		E
10	57 Joshua Arimoro	Nhants	38.18	36.08	37.11	38.18	5	38.18	28.84	32.62	N.T	38.18	6		N
11	23 Tom Peters	Dorset	N.T	N.T	28.09	28.09	16	28.09				28.09	16		
12	51 Jay Holcroft	Mersey	N.T	28.99	29.50	29.50	13	29.50				29.50	13		
13	29 Scott Jones	Glouc	N.T	28.79	23.99	28.79	15	28.79				28.79	15		
14	79 Abdul Ahmed	Sussex	24.48	29.35	29.04	29.35	14	29.35				29.35	14		E
15	80 Theo Hines	Sussex	34.71	N.T	29.40	34.71	12	34.71				34.71	12		
16	41 Maximilian Skinner	Kent	24.45	27.86	23.55	27.86	17	27.86				27.86	17		
17	45 Andrew Bywater	Leics	30.45	24.92	37.86	37.86	7	37.86	36.78	34.97	N.T	37.86	8		E
18	87 Edward Wiltshire	Wilts													
19															
20															
21															
22															
23															
24															
25															

Judge 1: P. B. Sullivan
 Judge 2: J. H. Sullivan
 Judge 3: [Signature]
 Referee: J. H. Sullivan

pos	name	county	dist	std	pos	best	pos	best	county	dist	std
1	GEORGE ALM STALING	WYOR	49.98	N	5	DNAR	AKS	INDOGLU	CONAN	38.26	N
2	PATRICK SWAN	CORN	45.30	N	6	JOSHUA	ARIMORO		NIANTS	35.15	N
3	REUBEN OMOLU	HANTS	39.37	N	7	EDDIE	JENKINSON		HAMP	38.06	N
4	DAN HEAD	CORN	39.00	N	8	ANDREW	BYWATER		LEICS	37.86	E

AVIVA ESAA English Schools Track & Field Championships : Gateshead : 6/7th July 2012

Check Measure 40.175 ✓

K. J. F. Black

F42 at 14:30 - D1




Inter Boys Discus

ES: 41.00 NS: 44.00 BP: 61.24

F28 at 10:00 - D1

	1	2	3	best	pos	4	5	6	best	pos	wind	std
1 39 Daniel Preston-Routledge	78.02	35.78	25.30	35.78	13				35.78	13		
2 8 Jack Wallis	NT	NT	NT	-	-				-	-		
3 42 Louis Mascarenhas	NT	35.78	44.05	44.48	2	43.61	NT	NT	44.48	6		N
4 57 Niklas Aarre	NT	43.24	42.81	43.24	4	41.09	NT	45.03	45.03	5		N
5 41 Matthew Blandford	49.05	44.81	NT	49.05	1	47.82	50.79	NT	50.79	1		N
6 77 Omar Reid	NT	41.40	NT	41.40	7	41.52	46.76	45.23	46.76	2		N
7 78 Nathan Carty	NT	40.31	41.47	41.47	6	NT	38.61	45.60	45.60	4		N
8 11 Fraser Ashman	23.68	40.61	36.00	40.61	10				40.61	10		
9 33 Andrew Mead-Briggs	NT	31.13	NT	31.13	15				31.13	15		
10 7 Lewis Barnes	38.45	39.69	NT	39.69	11				39.69	11		
11 65 Tomasz Napiorkowski	NT	41.00	37.91	41.00	9				41.00	9		E
12 5 Gurial Randhawa	41.30	41.22	NT	41.30	8	39.50	41.47	40.37	41.47	8		E
13 31 Jack Sheldon	33.21	NT	NT	33.21	14				33.21	14		
14 59 Jack Smith	42.47	40.63	NT	42.47	5	38.78	42.05	39.33	42.47	7		E
15 1 Samuel Boulton	NT	NT	36.77	36.77	12				36.77	12		
16 27 Thomas Guy	43.71	42.34	NT	43.71	3	42.65	46.43	42.89	46.43	3		N
17 (35) Joel Power	NT	NT	28.20	28.20	16				28.20	16		

MD 577

Judge 1 
 Judge 2 
 Judge 3 
 Referee 

pos	name	county	dist	sid	pos	name	county	dist	sid
1	MATTHEW BLANDFORD	KENT	50.79	N	5	NIKLAS AARRE	NHANTS	45.03	N
2	OMAR REID	SURREY	46.76	N	6	LOUIS MASCARENHAS	KENT	44.48	N
3	THOMAS GUY	ESSEX	46.43	N	7	JACK SMITH	NLIND	42.47	E
4	NATHAN CARTY	SURREY	45.60	N	8	GURIAL RANDHAWA	BCKS	41.47	E

AVIVA ESAA English Schools Track & Field Championships : Gateshead : 67th July 2012

CM 40.176
 CM 40.175