

E.S.A.A. COMBINED EVENTS CHAMPIONSHIPS  
 NORTH-WEST REGION  
 TELFORD  
 JUNE 2010

JUNIOR BOYS PENTATHLON AFTER EVENT 5

1 No. 8 Curtis Mitchell LANCASHIRE	80mH 12.0 681 681 1=	SP 8.55 399 1080 2	LJ 5.57 496 1576 1	HJ 1.71 552 2128 1	800m 2-35.9 255 2383 1	(I)
2 No. 12 Ivan Sanin SHROPSHIRE	80mH 13.6 520 520 8	SP 10.60 522 1042 4	LJ 5.11 404 1446 5	HJ 1.71 552 1998 2	800m 2-29.4 329 2327 2	(T)
3 No. 15 Josh Lowe STAFFORDSHIRE	80mH 12.3 649 649 3	SP 8.66 406 1055 3	LJ 5.33 447 1502 3	HJ 1.41 324 1826 6	800m 2-23.7 401 2227 3	(I)
4 No. 1 Ashley Kirsopp CHESHIRE	80mH 12.0 681 681 1=	SP 8.73 410 1091 1	LJ 5.51 483 1574 2	HJ 1.47 367 1941 3	800m 2-34.2 274 2215 4	(I)
5* No. 2 Joseph Graham CUMBRIA	80mH 13.7 511 511 9=	SP 8.64 404 915 10	LJ 5.18 417 1332 7	HJ 1.68 528 1860 4	800m 2-29.6 327 2187 5*	
6. <del>5</del> No. 9 Joseph Pearse LANCASHIRE	80mH 13.7 511 511 9=	SP 7.92 362 873 12	LJ 4.68 323 1196 13	HJ 1.68 528 1724 9	800m 2-19.2 463 2187 <del>6</del> 6	
7 No. 11 James Mulhern SHROPSHIRE	80mH 12.6 618 618 5	SP 8.96 423 1041 5	LJ 5.16 413 1454 4	HJ 1.50 389 1843 5	800m 2-29.8 324 2167 7	(T)
8 No. 13 Callum Triance SHROPSHIRE	80mH 14.1 474 474 13	SP 8.29 384 858 13	LJ 5.14 409 1267 10	HJ 1.41 324 1591 12	800m 2-20.3 447 2038 8	(T)

9 No. 14 Callum Kenny STAFFORDSHIRE	12.4 639 639 4	7.80 354 993 7	4.56 301 1294 8	1.56 434 1728 8	2-34.5 270 1998 9
10 No. 4 Paul James CUMBRIA	13.5 530 530 7	10.31 504 1034 6	LJ 4.84 352 6	HJ 1.53 411 7	800m 2-43.6 179 1976 10
11 No. 3 Thomas Howarth CUMBRIA	13.8 502 502 11=	9.61 462 964 8	LJ 4.45 281 1245 12	HJ 1.32 263 1508 14	800m 2-23.2 408 1916 11
12 No. 7 Luke Farnworth LANCASHIRE	14.6 430 430 14	7.91 361 791 14	LJ 5.04 390 1181 14	HJ 1.50 389 1570 13	800m 2-29.2 332 1902 12
13 No. 10 Josh Merrett SHROPSHIRE	13.8 502 502 11=	8.70 408 910 11	LJ 4.81 346 1256 11	HJ 1.50 389 1645 10	800m 2-46.2 156 1801 13
14 No. 5 Trent Warmate CUMBRIA	12.9 588 588 6	7.97 365 953 9	LJ 4.65 317 1270 9	HJ 1.44 345 1615 11	800m 3-01.8 49 1664 14
15 No. 16 Ryan Sproston STAFFORDSHIRE	14.9 405 405 15	6.83 297 702 15	LJ 4.19 237 939 15	HJ 1.35 283 1222 15	800m 3-15.8 3 1225 15
16 No. 6 Tom Booth LANCASHIRE	16.6 274 274 16	6.60 284 558 16	LJ 4.05 214 772 16	HJ NONE 0 772 16	800m NONE 0 772 16



#### TEAM SCORES FOR JUNIOR BOYS PENTATHLON

1	SHROPSHIRE	6532	
	Ivan Sanin		2327
	James Mathem		2167
	Callum Triance		2038
	Josh Merrett		1801
2	LANCASHIRE	6472	
	Curtis Mitchell		2383
	Joseph Pearse		2187
	Luke Farnworth		1902
	Tom Booth		772
3	CUMBRIA	6079	
	Joseph Graham		2187
	Paul James		1976
	Thomas Howarth		1916
	Trent Warmate		1664
4	STAFFORDSHIRE	5450	
	Josh Lowe		2227
	Callum Kenny		1998
	Ryan Sproston		1225

E.S.A.A. COMBINED EVENTS CHAMPIONSHIPS  
 NORTH-WEST REGION  
 TELFORD  
 JUNE 2010

INTERMEDIATE BOYS OCTATHLON AFTER EVENT 8

	LJ	DT	JT	400m	100mH	HJ	SP	1500m	
1 No. 3 Alexander Wort CHESHIRE	5.74 531 531 3	28.35 432 963 2	37.96 413 1376 2	54.0 634 2010 2	14.7 697 2707 1	1.59 457 3164 1	9.68 466 3630 1	5-04.7 533 4163 1	(T)
2 No. 12 Matthew Harper LANCASHIRE	5.91 567 567 1	29.84 461 1028 1	39.88 440 1468 1	55.2 585 2053 1	15.8 585 2638 2	1.62 480 3118 2	10.27 502 3620 2	5-15.1 476 4096 2	[I]
3 No. 1 Adam Howell CHESHIRE	5.84 552 552 2	25.91 385 937 3	32.09 329 1266 4	53.4 659 1925 3	16.2 546 2471 3	1.71 552 3023 3	8.87 418 3441 3	5-01.6 551 3992 3	(T)
4 No. 18 Alex Hulme STAFFORDSHIRE	4.83 350 350 9	19.01 254 604 9	32.71 338 942 7	55.7 565 1507 7	15.4 625 2132 5	1.44 345 2477 4	9.47 454 2931 4	5-21.0 445 3376 4	[I]
5 No. 6 Hugh Hodgson CUMBRIA	5.27 435 435 5	21.62 303 738 5	20.06 162 900 8	52.6 693 1593 5	18.9 318 1911 7	1.59 457 2368 6	7.98 365 2733 6	4-48.1 630 3363 5	[I]
6 No. 2 Thomas Penn CHESHIRE	5.02 386 386 7	18.90 252 638 8	32.18 330 968 5	54.7 605 1573 6	17.0 473 2046 6	1.41 324 2370 5	7.51 337 2707 7	5-02.2 547 3254 6	(T)
7 No. 17 Michael Walsh SHROPSHIRE	5.51 483 483 4	26.77 401 884 4	38.06 414 1298 3	62.8 319 1617 4	15.2 645 2262 4	NONE 0 2262 7	10.14 494 2756 5	5-18.5 458 3214 7	
8 No. 15 Peter Lucas SHROPSHIRE	4.86 356 356 8	18.51 244 600 10	20.67 170 770 10	58.9 446 1216 10	15.2 645 1861 8	1.44 345 2206 9	9.02 427 2633 9	5-00.0 560 3193 8	
9 No. 16 Matt Davies SHROPSHIRE	4.58 304 304 11	20.90 289 593 11	24.13 218 811 9	58.6 457 1268 9	17.8 404 1672 10	1.50 389 2061 10	7.53 339 2400 10	4-56.4 581 2981 9	
10 No. 4 Anthony Armstrong CUMBRIA	5.18 417 417 6	19.57 264 681 6	NONE 0 681 11	57.1 512 1193 11	16.6 509 1702 9	1.68 528 2230 8	9.26 441 2671 8	6-14.2 209 2880 10	
11 No. 14 Mark Embrey SHROPSHIRE	4.78 341 341 10	22.44 318 659 7	29.96 299 958 6	63.0 313 1271 8	18.5 348 1619 11	1.41 324 1943 11	7.97 365 2308 11	5-01.2 553 2861 11	

# ESAA COMBINED EVNTS CHAMPIONSHIPS

NORTH-WEST REGION

TELFORD

JUNE 2010

## SENIOR BOYS DECATHLON AFTER EVENT 10

	100m	LJ	SP	HJ	400m	110mH	DT	PV	JT	1500m
1 No. 3	11.7	6.25	10.53	1.86	57.5	15.4	32.59	3.40	37.96	5-09.5
James Davies	663	641	518	679	497	774	516	457	413	506
GREATER MANCHESTER	663	1304	1822	2501	2998	3772	4288	4745	5158	5664
	3	1	2	1	2	3	3	2	2	1

	100m	LJ	SP	HJ	400m	110mH	DT	PV	JT	1500m
2 No. 2	11.5	5.89	12.89	1.71	57.8	14.8	36.88	4.50	40.98	NONE
Jack Andrew	703	563	661	552	486	845	601	760	456	0
GREATER MANCHESTER	703	1266	1927	2479	2965	3810	4411	5171	5627	5627
	1=	2	1	2	3	2	1	1	1	2

	100m	LJ	SP	HJ	400m	110mH	DT	PV	JT	1500m
3 No. 1	11.8	6.09	11.03	1.65	55.6	18.3	35.05	3.70	46.91	5-15.9
Joshua Barrad	643	606	548	504	569	474	565	535	543	472
CHESHIRE	643	1249	1797	2301	2870	3344	3909	4444	4987	5459
	4	3	4	4	4	4	4	3	3	3

	100m	LJ	SP	HJ	400m	110mH	DT	PV	JT	1500m
4 No. 7	11.5	5.72	11.70	1.80	54.1	15.1	29.85	NONE	43.94	5-19.7
Deo Milandu	703	527	588	627	630	809	461	0	499	452
STAFFORDSHIRE	703	1230	1818	2445	3075	3884	4345	4345	4844	5296
	1=	4	3	3	1	1	2	4	4	4

	100m	LJ	SP	HJ	400m	110mH	DT	PV	JT	1500m
5 No. 5	11.9	5.53	10.10	1.62	54.6	17.8	25.64	2.60	33.35	4-56.4
Edward Dawes	624	487	492	480	609	520	379	264	347	581
SHROPSHIRE	624	1111	1603	2083	2692	3212	3591	3855	4202	4783
	5	5	5	5	5	5	5	5	5	5

## SENIOR GIRLS HEPTATHLON AFTER EVENT 7

	100mH	HJ	SP	200m	LJ	JT	800m
1 No. 6	15.7	1.56	8.84	26.7	5.15	26.78	2-51.2
Hannah Lupton	722	689	454	717	601	416	451
LANCASHIRE	722	1411	1865	2582	3183	3599	4050
	1	1	1	1	1	1	1



	100mH	HJ	SP	200m	LJ	JT	800m
2 No. 2	19.0	1.44	8.00	28.0	4.26	24.24	2-49.2
Natasha Stevens	368	555	399	612	369	368	472
CHESHIRE	368	923	1322	1934	2303	2671	3143
	2	2	2	2	2	2	2



	100mH	HJ	SP	200m	LJ	JT	800m
3 No. 5	20.5	1.44	8.95	28.1	4.41	23.09	2-50.3
Katie Holder	244	555	461	604	406	347	460
LANCASHIRE	244	799	1260	1864	2270	2617	3077
	4	4	4	3	3	3	3



	100mH	HJ	SP	200m	LJ	JT	800m
4 No. 4	20.4	1.53	7.31	28.7	4.14	16.61	2-46.9
Natasha Butler	251	655	355	559	340	226	496
LANCASHIRE	251	906	1261	1820	2160	2386	2882
	3	3	3	4	4	4	4










**Team LANCASHIRE 10009 pts**

# ESAA COMBINED EVENTS CHAMPIONSHIPS

## North West Region, Telford

### JUNIOR GIRLS PENTATHLON AFTER EVENT 5

		75mH	SP	HJ	LJ	800m	
1	No. 2 Olivia Montez-Brown CHESHIRE	11.4 747 747 1	8.40 425 1172 1	1.50 621 1793 1	5.05 573 2366 1	2-35.4 627 2993 1	
2	No. 16 Iarnie Wells-Nichols MERSEYSIDE	11.5 734 734 2	7.40 361 1095 3	1.56 689 1784 2	4.99 557 2341 2	2-54.5 418 2759 2	
3	No. 8 Natasha Wilson CUMBRIA	12.0 675 675 3	9.19 477 1152 2	1.47 588 1740 3	4.45 416 2156 3	2-39.2 582 2738 3	
4	No. 10 Katie Farrimond GREATER MANCHESTER	12.2 652 652 4	7.00 335 987 6	1.44 555 1542 5	4.77 498 2040 5	2-41.5 556 2596 4	
5	No. 11 Siann Beaumont LANCASHIRE	12.7 599 599 10	9.24 480 1079 4	1.41 523 1602 4	4.80 506 2108 4	2-49.1 473 2581 5	
6	No. 6 Jess Hodsman CUMBRIA	13.1 558 558 14=	7.35 357 915 12	1.47 588 1503 8	4.46 418 1921 8	2-43.1 538 2459 6	
7	No. 18 Georgia Gallant SHROPSHIRE	12.5 620 620 7=	7.34 357 977 7	1.38 491 1468 9	4.68 474 1942 7	2-46.4 502 2444 7	
8	No. 9 Auren Alford GREATER MANCHESTER	12.9 578 578 13	8.19 412 990 5	1.41 523 1513 7	4.66 469 1982 6	2-51.8 445 2427 8	
9	No. 7 Heather Ramsay CUMBRIA	12.8 588 588 11=	6.52 304 892 13	1.38 491 1383 10	4.30 379 1762 14	2-43.0 539 2301 9	
10	No. 13 Taegan O'Hara LANCASHIRE	12.4 630 630 5=	7.15 345 975 8	1.29 399 1374 12	4.64 464 1838 10	2-55.2 411 2249 10	
11	No. 14 Ella Roberts LANCASHIRE	13.2 549 549 16	5.48 238 787 17	1.44 555 1342 15	4.23 362 1704 15	2-44.2 526 2230 11	
12	No. 19 Georgie Harrison SHROPSHIRE	13.5 521 521 18	6.12 279 800 16	1.38 491 1291 17	4.38 398 1689 16	2-50.5 458 2147 12	
13	No. 5 Brogan Stewart CUMBRIA	14.7 422 422 20	6.54 306 728 19	1.35 460 1188 19	4.06 322 1510 20	2-39.4 580 2090 13	

14 No. 3 Aby Prothero CHESHIRE	75mH 12.4 630 630 5=	SP 6.80 322 952 10	HJ 1.32 429 1381 11	LJ 4.68 474 1855 9	800m 3-15.7 233 2088 14
15 No. 15 Amelia McLaughlin MERSEYSIDE	75mH 12.8 588 588 11=	SP 5.53 242 830 15	HJ 1.56 689 1519 6	LJ 3.83 270 1789 11	800m 3-10.3 275 2064 15
16 No. 21 Louise Boden STAFFORDSHIRE	75mH 12.5 620 620 7=	SP 5.42 235 855 14	HJ 1.26 369 1224 18	LJ 4.36 393 1617 17	800m 3-05.0 320 1937 16
18 <del>No. 12</del> Kate Lawler LANCASHIRE	75mH 15.0 399 399 21	SP 5.14 217 616 21	HJ 1.29 399 1015 21	LJ 3.88 281 1296 21	800m 2-34.5 638 1934 <del>17</del> 18
17 <del>No. 17</del> Millie Barker SHROPSHIRE	75mH 14.2 463 463 19	SP 5.16 218 681 20	HJ 1.50 621 1302 16	LJ 4.02 312 1614 18	800m 3-05.0 320 1934 17
19 No. 1 Becky Bourne CHESHIRE	75mH 12.5 620 620 7=	SP 6.83 324 944 11	HJ 1.29 399 1343 14	LJ 4.47 421 1764 13	800m 3-28.3 147 1911 19
20 No. 22 Rachel Francis STAFFORDSHIRE	75mH 13.1 558 558 14=	SP 8.23 414 972 9	HJ 1.29 399 1371 13	LJ 4.39 401 1772 12	800m 3-33.1 119 1891 20
21 No. 20 Anna Oloyede SHROPSHIRE	75mH 13.3 539 539 17	SP 5.39 233 772 18	HJ 1.29 399 1171 20	LJ 4.42 408 1579 19	800m 3-12.6 257 1836 21

E.S.A.A. COMBINED EVENTS CHAMPIONSHIPS  
NORTH-WEST REGION  
TELFORD  
JUNE 2010

TEAM SCORES FOR JUNIOR GIRLS PENTATHLON

1	CUMBRIA	7498	
	Natasha Wilson		2738
	Jess Hodsman		2459
	Heather Ramsay		2301
	Brogan Stewart		2090
2	LANCASHIRE	7060	
	Rhiann Beaumont		2581
	Taegan O'Hara		2249
	Ella Roberts		2230
	Kate Lawler		1934
3	CHESHIRE	6992	
	Olivia Montez-Brown		2993
	Aby Prothero		2088
	Becky Bourne		1911
4	SHROPSHIRE	6525	
	Georgia Gallant		2444
	Georgie Harrison		2147
	Millie Barker		1934
	Anna Oloyede		1836

E.S.A.A. COMBINED EVENTS CHAMPIONSHIPS  
 NORTH-WEST REGION  
 TELFORD  
 JUNE 2010

INTERMEDIATE GIRLS HEPTATHLON AFTER EVENT 7

	80mH	HJ	SP	200m	LJ	JT	800m	
1 No. 10 Micaela Brindle LANCASHIRE	11.7 840 840 1	1.53 655 1495 4	9.56 501 1996 1	25.7 802 2798 1	5.57 720 3518 1	18.78 266 3784 1	2-34.7 635 4419 1	T.
2 No. 19 Kez Ogden SHROPSHIRE	12.2 773 773 3=	1.62 759 1532 1=	7.95 396 1928 3	25.5 820 2748 2	5.27 634 3382 2	20.78 303 3685 2	2-33.6 648 4333 2	(I)
3 No. 2 Jade Bramall CHESHIRE	12.3 760 760 5=	1.50 621 1381 8	7.79 386 1767 6	26.5 734 2501 4	5.11 589 3090 5	27.56 430 3520 3	2-39.4 580 4100 3	(I)
5 No. 13 Bethany Towers LANCASHIRE	12.0 799 799 2	1.47 588 1387 7	7.28 353 1740 8	26.1 768 2508 3	5.09 584 3092 4	16.05 216 3308 6	2-32.9 657 3965 <del>45</del>	T.
4 No. 15 Danielle McGifford MERSEYSIDE	12.5 734 734 7=	1.53 655 1389 6	7.62 375 1764 7	26.6 725 2489 6	5.31 645 3134 3	20.61 300 3434 4	2-43.7 531 3965 4 <del>th</del>	(I)
6 No. 20 Sophie Worrall SHROPSHIRE	12.3 760 760 5=	1.44 555 1315 9	7.66 377 1692 10	26.9 700 2392 9	5.28 637 3029 7	20.75 303 3332 5	2-37.7 600 3932 6	
7 No. 11 Alicia Johnston LANCASHIRE	13.1 663 663 11	1.44 555 1218 12	7.12 343 1561 12	26.7 717 2278 10	4.73 487 2765 10	25.56 393 3158 9	2-28.6 711 3869 7	T.
8 No. 14 Kate Anson MERSEYSIDE	12.2 773 773 3=	1.62 759 1532 1=	6.95 332 1864 4	27.9 620 2484 7	4.96 548 3032 6	17.88 250 3282 7	2-40.5 567 3849 8	
9 No. 1 Victoria Anderson CHESHIRE	12.5 734 734 7=	1.65 795 1529 3	8.07 404 1933 2	28.7 559 2492 5	4.90 532 3024 8	13.23 164 3188 8	2-40.1 572 3760 9	
10 No. 12 Heiena Leathley LANCASHIRE	13.6 609 609 14	1.50 621 1230 11	7.12 343 1573 11	27.4 659 2232 11	4.70 479 2711 11	20.69 302 3013 12	2-26.9 732 3745 10	
11 No. 4 Alice Jennings CHESHIRE	12.5 734 734 7=	1.59 724 1458 5	6.94 331 1789 5	28.0 612 2401 8	4.56 443 2844 9	16.83 230 3074 10	2-34.0 644 3718 11	
12 No. 9 Jodie Guinnane GREATER MANCHESTER	14.1 558 558 15	1.47 588 1146 13	6.60 309 1455 13	28.9 544 1999 14	4.27 371 2370 13	22.34 332 2702 13	2-39.4 580 3282 12	

13 No. 18 Libby Naylor SHROPSHIRE	80mH 13.5 620 620 13	HJ 1.35 460 1080 15	SP 5.78 257 1337 15	200m 27.0 692 2029 13	LJ 3.90 285 2314 14	JT 14.52 188 2502 14	800m 2-32.7 659 3161 13
14 No. 22 Elizabeth Billington STAFFORDSHIRE	80mH 13.3 641 641 12	HJ 1.38 491 1132 14	SP 5.33 229 1361 14	200m 29.7 486 1847 15	LJ 4.36 393 2240 15	JT 12.82 157 2397 15	800m NONE 0 2397 14
RETIRED No. 7 Holly Nelson CUMBRIA	80mH 12.7 710 710 10	HJ 1.44 555 1265 10	SP 8.45 428 1693 9	200m 30.0 465 2158 12	LJ 4.32 384 2542 12	JT 29.83 473 3015 11	800m ***** ***** ***** *****
RETIRED No. 17 Jenny Jones SHROPSHIRE	80mH 17.7 282 282 16	HJ 1.32 429 711 16	SP ***** ***** ***** *****	200m ***** ***** ***** *****	LJ ***** ***** ***** *****	JT ***** ***** ***** *****	800m ***** ***** ***** *****

E.S.A.A. COMBINED EVENTS CHAMPIONSHIPS  
NORTH-WEST REGION  
TELFORD  
JUNE 2010

TEAM SCORES FOR INTERMEDIATE GIRLS HEPTATHLON

1	LANCASHIRE	12253	
	Micaela Brindle		4419
	Bethany Towers		3965
	Alicia Johnston		3869
	Helena Leathley		3745
2	CHESHIRE	11578	
	Jade Bramall		4100
	Victoria Anderson		3760
	Alice Jennings		3718
3	SHROPSHIRE	11426	
	Kez Ogden		4333
	Sophie Worrall		3932
	Libby Naylor		3161