



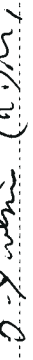

Senior Boys Javelin

ES: 53.00 NS: 57.00 BP: 72.89

F43 at 14:15 - J1

pos	name	county	dist	std	pos	1	2	3	best	pos	4	5	6	best	pos	wind	std
1	Pieter Snyman	Beds	48.71	57.97	4	52.34	57.97	57.97	57.97	4	DNT	DNT	DNT	57.97	4		NS
2	Harry Hollis	Leics	50.80	50.96	7	40.56	54.80	54.80	54.80	7	40.24	40.48	50.11	55.11	7		ES
3	Ashley Bryant	Surrey	60.35	65.53	2	NT	65.83	65.83	65.83	2	DNT	DNT	61.82	65.83	2		NS
4	Paul Allsopp	NYork	64.45	62.57	3	NT	64.45	64.45	64.45	3	65.28	NT	61.31	65.28	3		NS
5	Craig Lacy	London	55.31	53.20	5	52.44	55.31	55.31	55.31	5	NT	56.66	NT	56.66	5		ES
6	Matthew Hunt	Humb	67.80	66.04	1	61.67	67.80	67.80	67.80	1	67.41	68.78	68.02	68.78	1		NS
7	Ben Gibb	Somer	46.28	51.69	8	54.62	54.62	54.62	54.62	8	45.54	53.76	49.82	54.62	8		ES
8	Simon Kiys	Somer	52.02	50.32	6	55.25	55.25	55.25	55.25	6	50.54	50.61	51.89	55.25	6		ES
9	Richard Shuttleworth	Hamp	52.98	NT	11	49.57	52.98	52.98	52.98	11				52.98	11		
10	Danny Martin	Lincs	46.26	44.01	14	44.87	46.26	46.26	46.26	14				46.26	14		
11	Oliver Squires	Midd	50.44	53.16	9	50.12	54.44	54.44	54.44	9				54.44	9		ES
12	Chad Barton	Staff	51.22	53.38	10	NT	53.38	53.38	53.38	10				53.38	10		ES
13	Daniel Shaw	Kent	49.11	NT	12	NT	49.11	49.11	49.11	12				49.11	12		
14	Michael O'Donnell	Manch	43.61	44.89	13	46.99	46.99	46.99	46.99	13				46.99	13		
15																	
16																	
17																	
18																	
19																	
20																	
21																	
22																	
23																	
24																	
25																	

pos	name	county	dist	std	pos	name	county	dist	std
1	MATHEW MUST	HUMB	68.78	N	5	CRAIG KACY	LONDON	56.16	E
2	ASHLEY BRYANT	SURREY	60.33	N	6	SIMON KIYS	SOMER	55.25	E
3	PAUL ALLSOPP	N.YORK	65.28	N	7	HARRY HOLLIS	LEIC	55.11	E
4	PIETER SNYMAN	BEDS	57.97	N	8	BEN GIBB	SOMER	54.62	E

Judge 1: 
 Judge 2: Margaret Cranwell 
 Judge 3: S. J. Smith (A.D.M.) 
 Referee: 

Aviva English Schools Track & Field Championships : 10th/11th July 2009